



Cayuga Centers Outcome Report

"Where Are They Now?"
Ontario County Caregiver Survey

Elisa Avila, Evaluation and
Research Specialist
Cayuga Centers
May 2011

Table of Contents

Executive Summary.....	3
Survey Purpose.....	3
Summary of Key Characteristics.....	3
The Interventions.....	3
Detailed Findings.....	4
The Sample.....	4
Residence and Home Life.....	5
Education.....	6
Life for the Youth Today.....	7
Education: Involvement.....	8
Family and Youth in the Community.....	9
Family Involvement with Juvenile Justice System.....	10

Agency name clarification: *In an effort to provide readily accessible information to all of our stakeholders in a uniform way, previously published reports have been re-formatted into a uniform library of information. At the time this report was first published, the agency name was Cayuga Home for Children. The agency name was changed to Cayuga Centers in 2011.*

Elisa Avila, Evaluation and Research Specialist
Cayuga Centers, May 2011

Executive Summary

For the past several years, Cayuga Home for Children's Community-Based Interventions (CBI) Department has been providing Evidence-Based intervention in Ontario County. Specifically, we provide Functional Family Therapy (FFT) and MultiSystemic Therapy (MST). During the month of April 2011, Cayuga Home for Children conducted standardized interviews of graduates of CBI Programs, FFT and MST. These programs work with youth and their families that have been referred by Ontario County to preventive services or aftercare service in order to avoid (re)placement in youth residential treatment or residential facilities. In the three years, there were 138 completed interventions (42 MST and 96 FFT). We attempted to contact all of them and completed interviews with 46% of the population. Obstacles to contacting these families included timing of calls, availability, and most notable, out-of-date contact information

Survey Purpose

For programs such as ours, we think success involves more than just the avoidance of out of home care. Specifically, investment in and completion of education is vital. We designed and conducted this survey to surface information on the education experience of youth who have been part of our programs.

Summary of Key Characteristics

- MST: Sample Population: 42 families. We had a successful response rate of 50%
 - 21 MST interviews complete
- FFT: Sample Population: 96 families. We had successful response rate of 44%
 - 42 FFT interviews complete
- 100% of the cases completed their CBI program more than 9 months ago.
 - 67% completed the CBI program *before* Jan. 1, 2010, more than 16 months before the survey was administered (n=43)
- 75 % of the youths are 18 years old or younger as of April 2011.
 - 17% were 19 at the time of interview, 6% were 20 at the time of the interview and 1 person (1.9%) was 21.
 - 72% of the youths have no had re-involvement with the Juvenile Justice System (as reported by their caregivers)

The Interventions

Functional Family Therapy is a phase based family therapy program that takes place over the course of 8 to 12 we session. Youth and caregivers participate in weekly sessions together to understand specific factors, learn interventions and create long term support plans.

MultiSystemic Therapy is an intensive (3 or more sessions per week) intervention designed to equip caregivers with the needed interventions and skills to successfully reduce risk factors for youth. This intervention typically takes place over 3 to 5 months and engages all parts of the community that impact the youth.

We work in partnership with Ontario County DHS Supervisors and Caseworkers and Ontario County Probation Supervisor and Caseworkers. Youth who are referred to our Evidence Based programs in Ontario County typically are challenged with severe at risk behaviors such as truancy, PINS and JD behaviors, mental health challenges, family conflict, drug and/or alcohol use, running away etc.

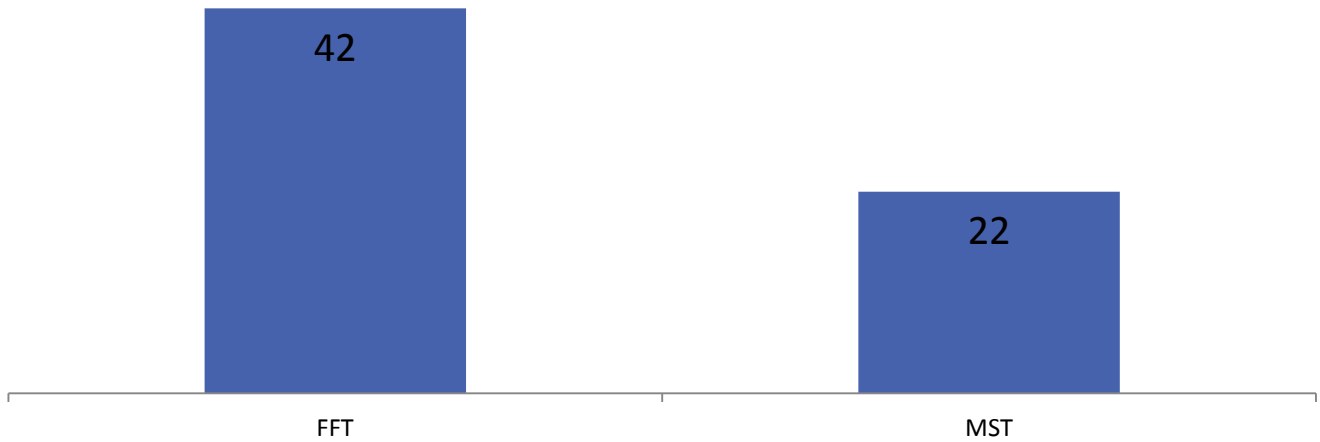
Detailed Findings

The Sample

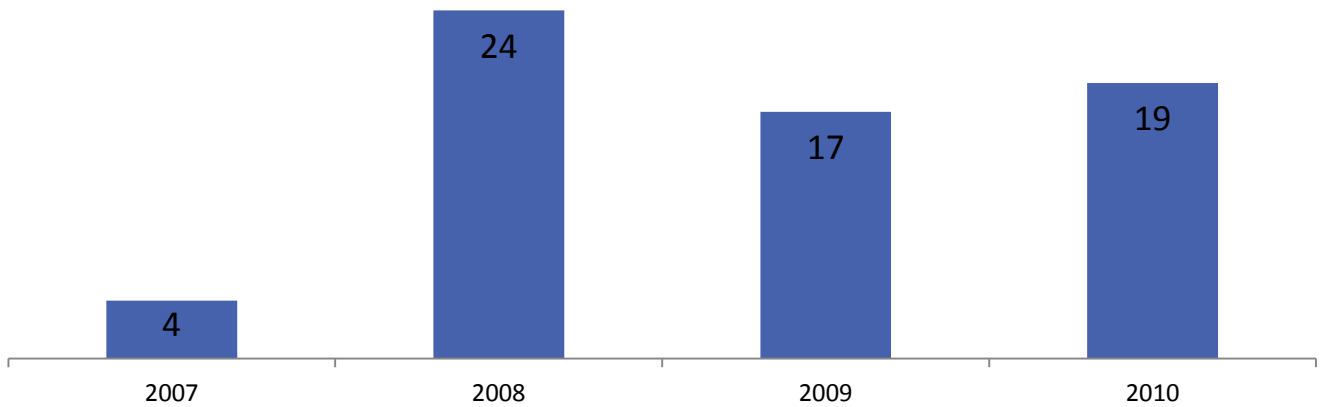
The figures below show the program needs and characteristics of the youth and the families that were interviewed for this survey. The population that was called was a three year cohort of CBI graduates and their families that were involved with the programs between July 2007 and July 2010.

Program Type Totals

N= 64 and family respondent are youths' caregivers during the intervention

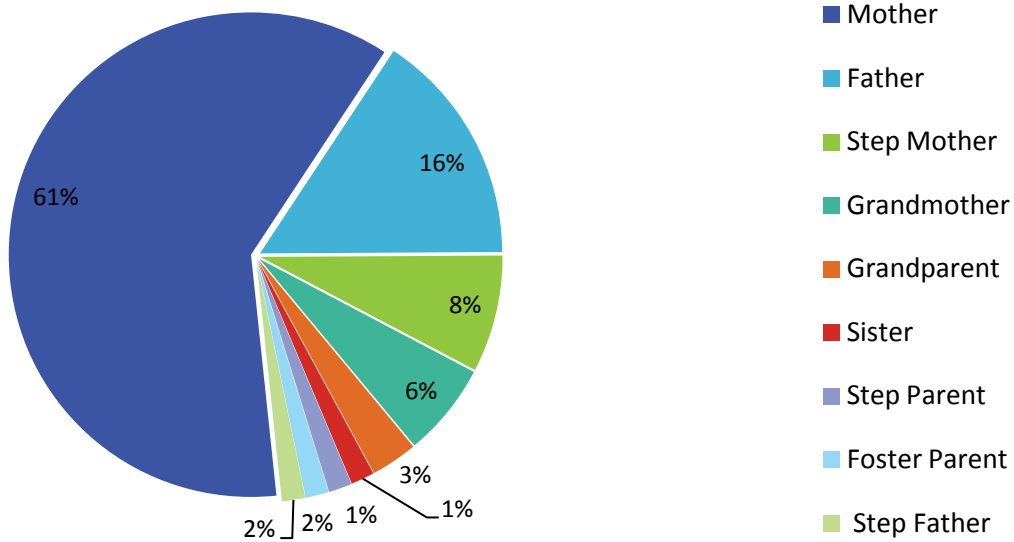


Years Respondent Finished FFT or MST

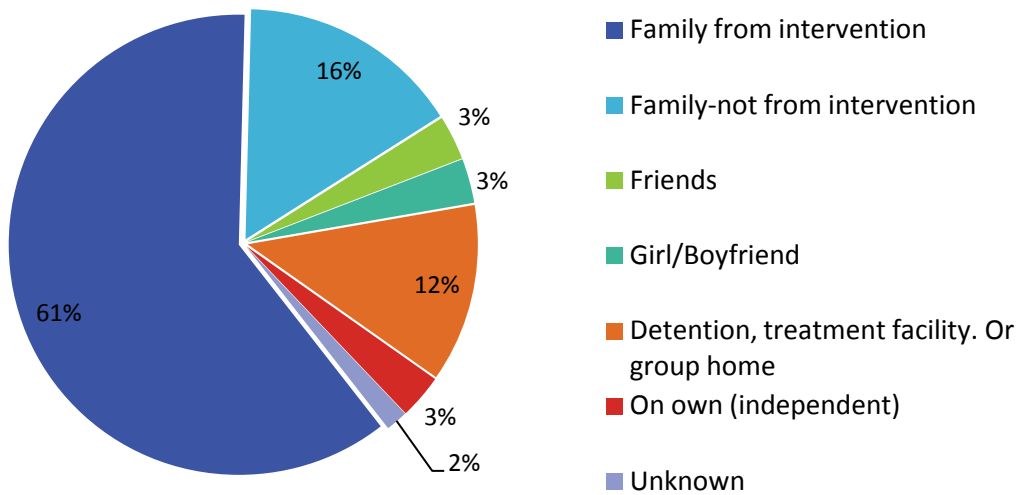


Residence and Home Life

Relationship of Repondent to Youth
N=64



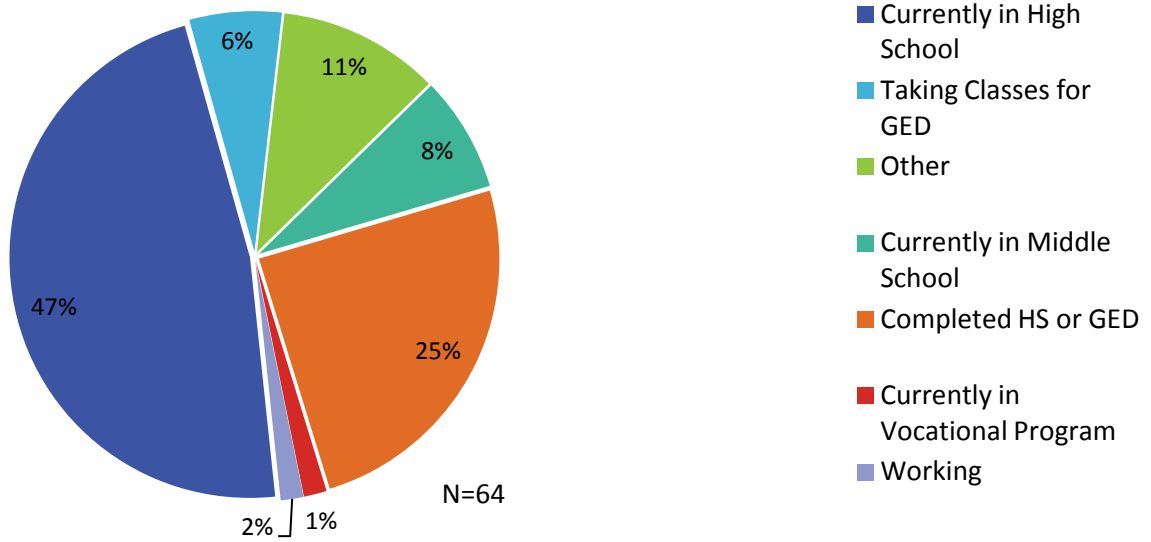
Youth Currently lives with



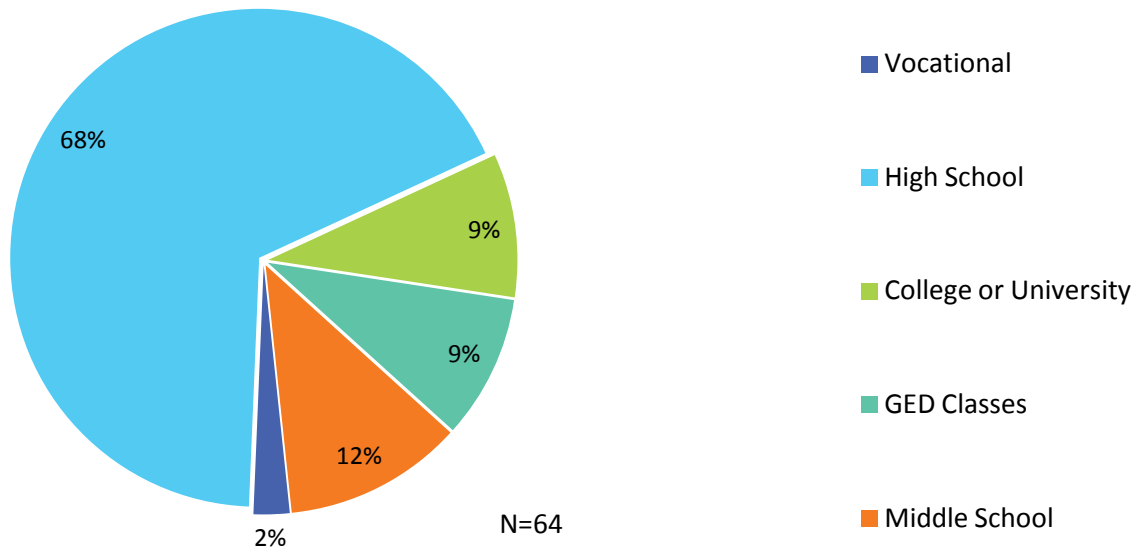
Education

N=64

What is the Youth Doing Now



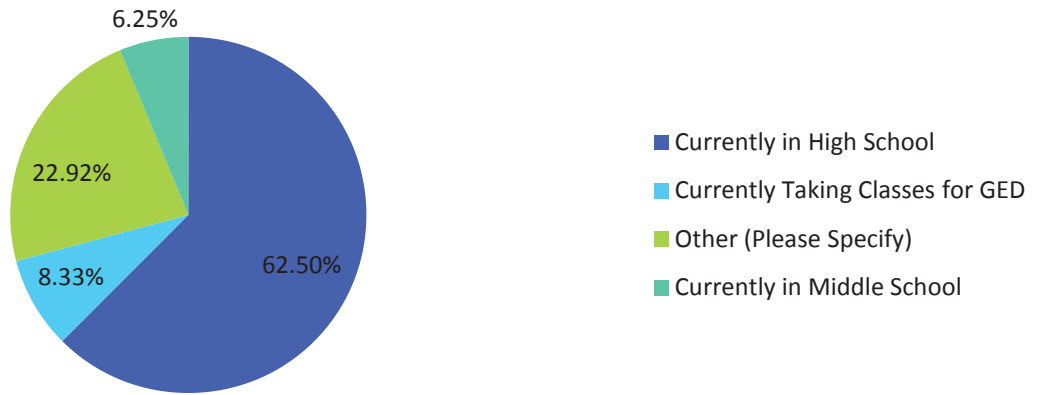
Youth's Current Educational Program



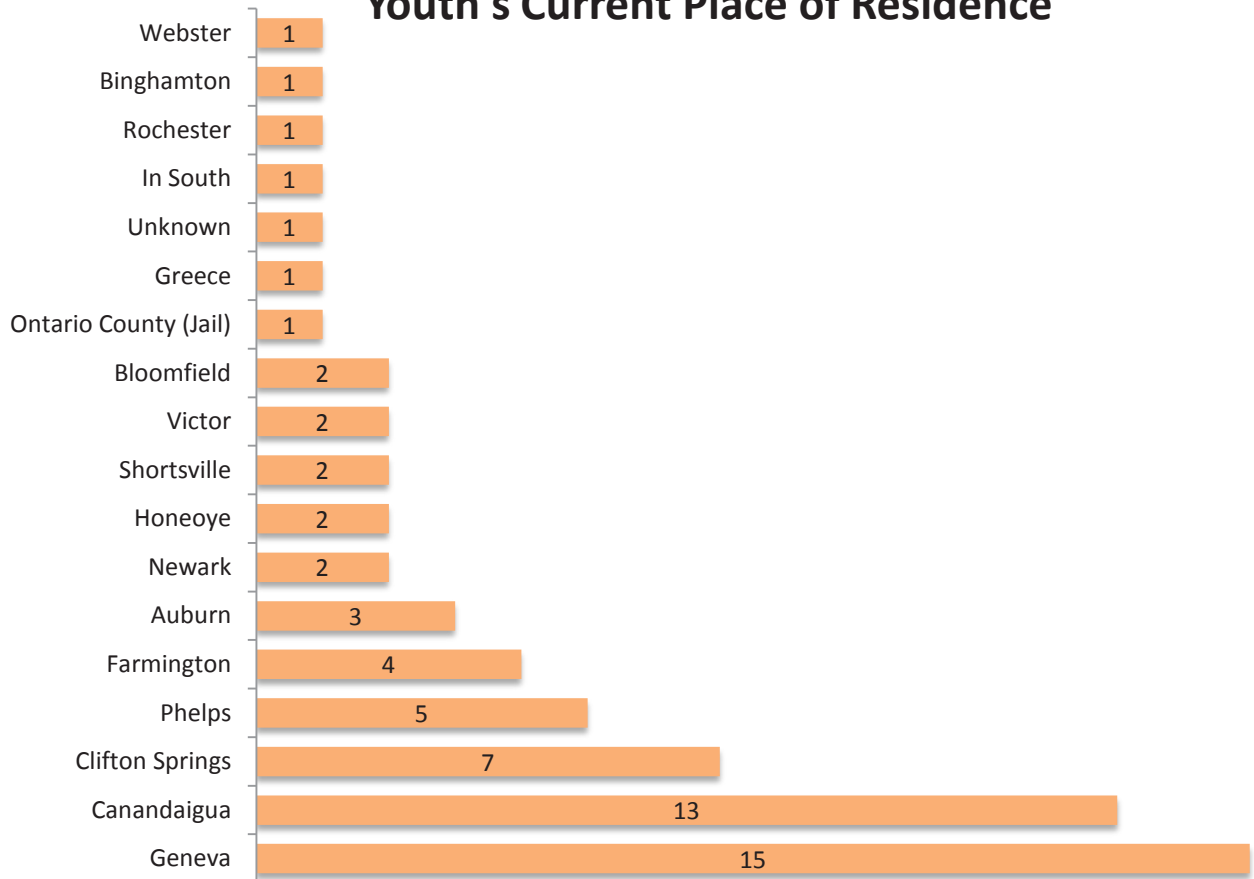
Life for the Youth Today

If a Youth has Not Yet Completed HS or GED, What are they doing?

N=64



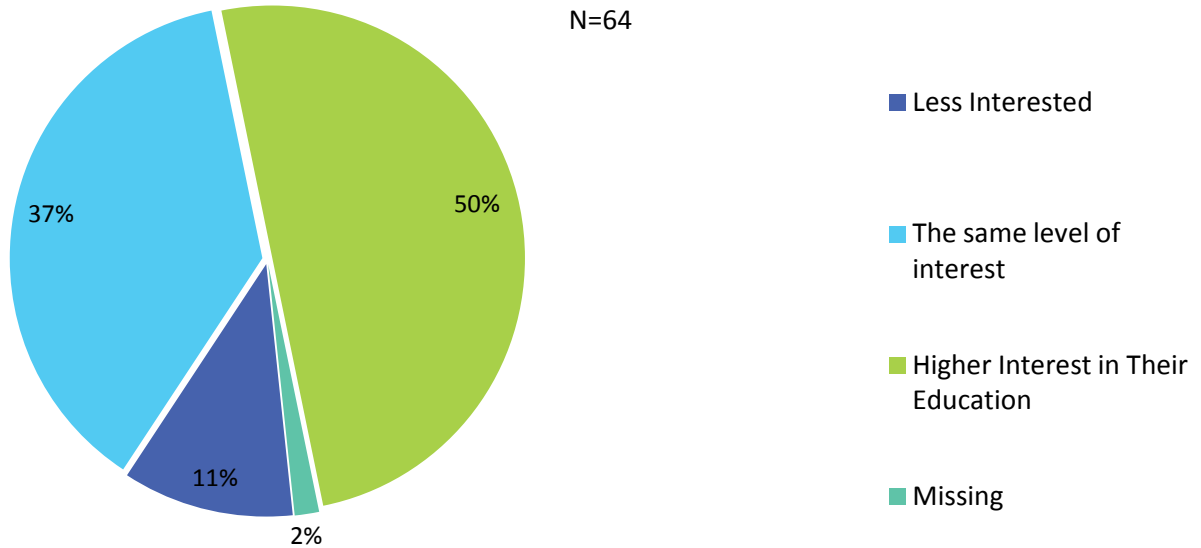
Youth's Current Place of Residence



Education: Involvement

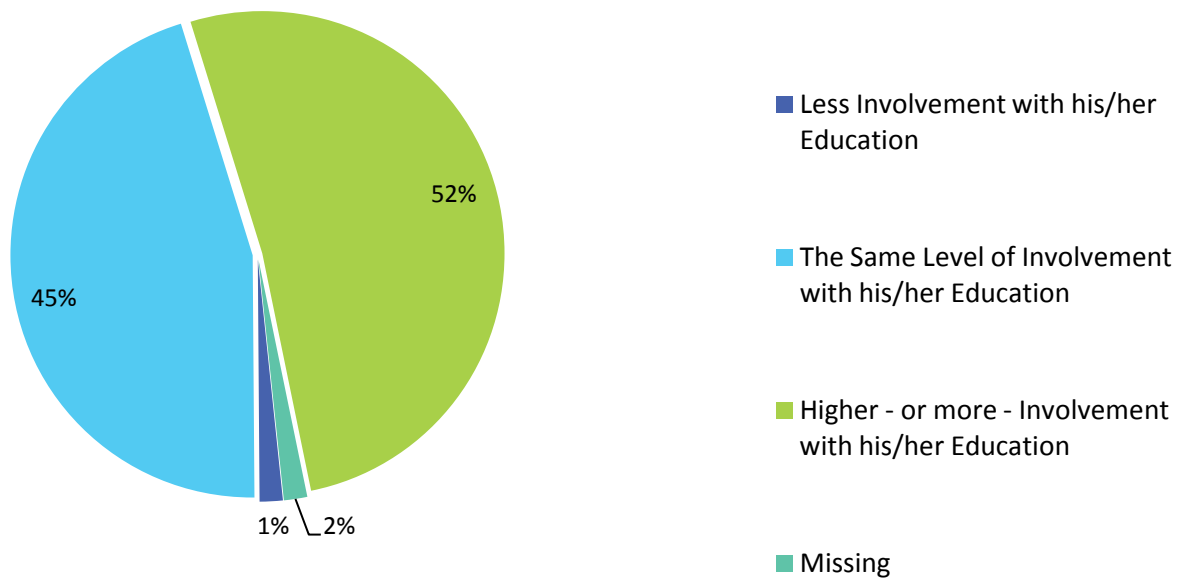
Caregiver's Perception of Youth's Interest in their Education After Working with FFT or MST

N=64



Caregiver's Self-Perception of Involvement in Youth's Education: Changes seen after working with Cayuga Home for Children

N=64

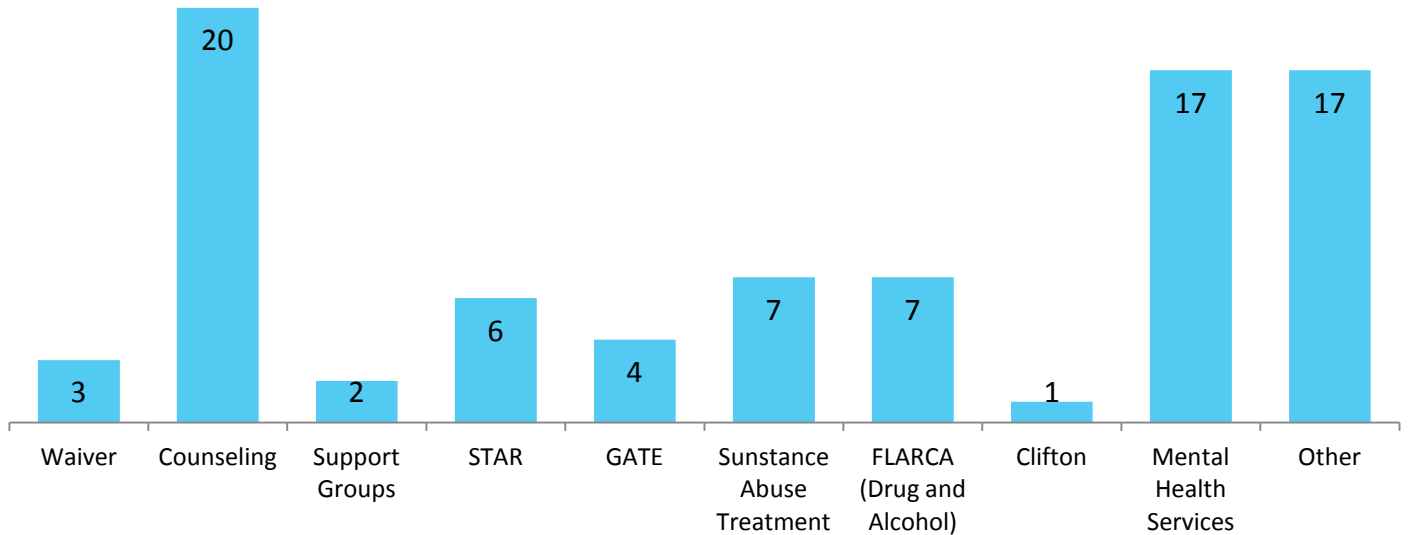


Family and Youth in the Community

40 Respondents noted their family had used services, 24 said they had not. The bar charts below represent the frequency a service was mentioned, including when respondents noted multiple services used.

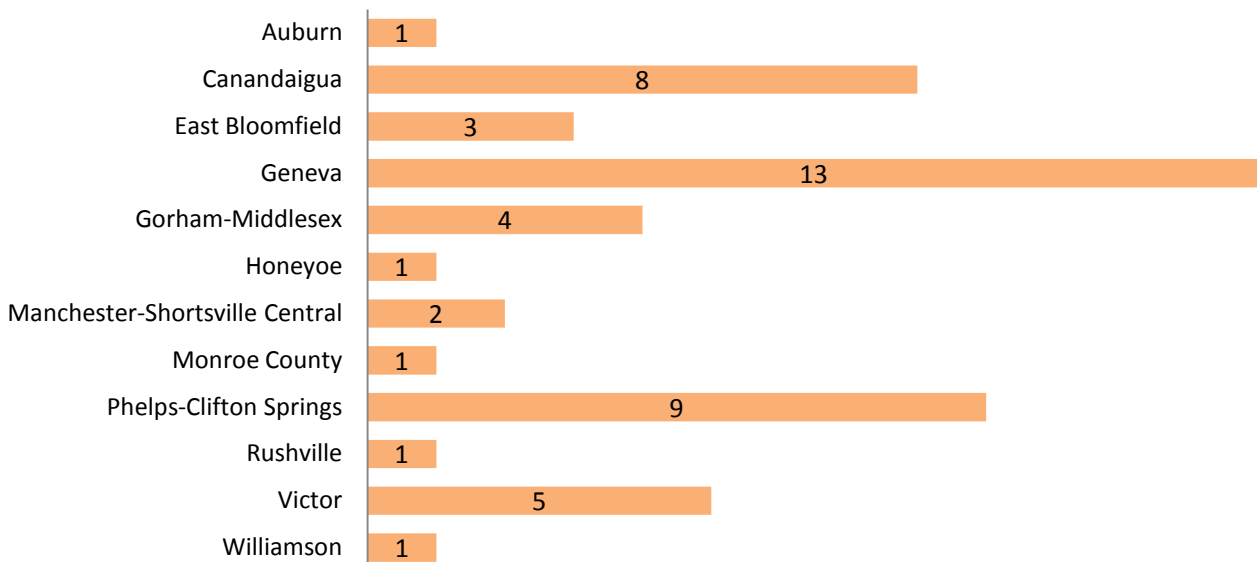
Frequency that Outside Services Were used after CBI

N=40



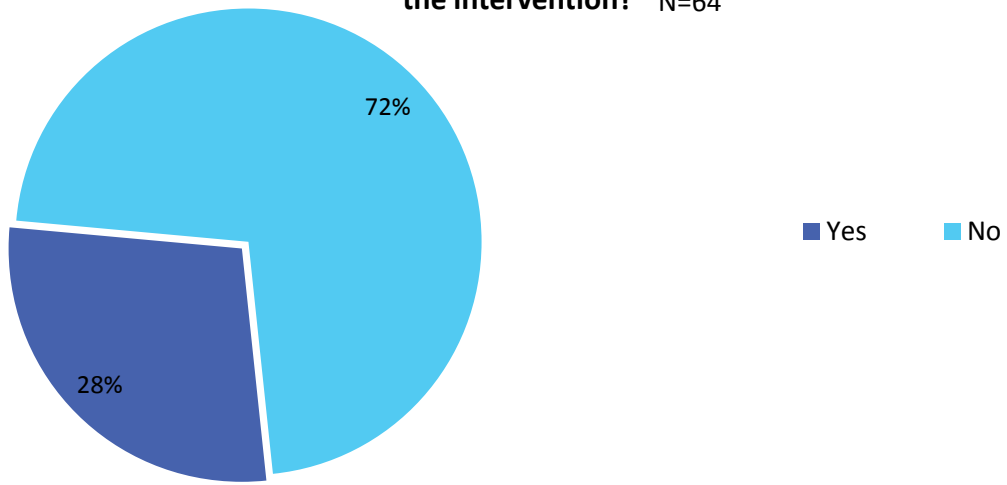
Current School District Reported by Caregivers

N=49



Family Involvement with Juvenile Justice System

Has there been new re-involvement with the Juvenile Justice System since the intervention? N=64



Have the other Children in the family had any involvement in the Juvenile Justice System since the program was completed? N=64

